



WORLD REFUGEE WEEK


The Latest Facts and Figures

While debates about "who classifies as an immigrant and who counts as a refugee" continue, the number of people forcefully displaced from their homes continues to rise in record numbers. On 20 June 2016, World Refugee Day, the UNHCR published their latest figures and stats, summarised below.



65.3m refugees / asylum seekers / internally displaced people (IDPs) in the world today

1 in 113
people on the planet



12.4m newly displaced in 2015



24
people per minute fled in 2015

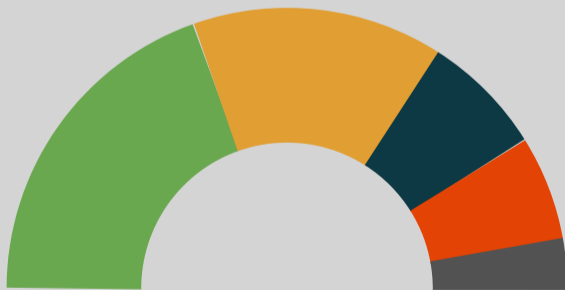


54% come from only 3 countries:
Syria (4.9m) - Afghanistan (2.7m) - Somalia (1.1m)



Where have they fled to?


86% of the world's refugees are sheltering in low- and mid-income countries



- Middle East and North Africa (39%)
- Africa (29%)
- Asia & Pacific (14%)
- Americas (12%)
- Europe (6%)

Top 'host' countries

Turkey (2.5 million)
Pakistan (1.6 million)
Lebanon (1.1 million)
Iran (979,400)
Ethiopia (736,100)
Jordan (664,100)



2015